

CAMI TRANSPORT LABEL GUIDELINE

Introduction

CAMI shipping labels are based on GM1724 specifications. In order to produce a CAMI shipping label you will need:

- the GM1724 A,B, and C specifications (A for Single Container, B for Master Label, and C for Mixed Load)
- this guideline

Use the GM1724 specifications to produce the initial layout. Fill in the layout using the guideline below and reference the GM specifications for items such as the license plate syntax, PDF417 data structure, and any other items that may need clarification.

MASTER LABEL is to be used for **one** part number on **one** skid. **Multiple** part numbers on one skid must contain MIXED LABEL.

Use of MIXED LOAD Label is only for material on the **same** skid and SID#. **DO NOT** use mixed SID#'s on the same skid.

Note: Illustrated labels are not to scale and are for reference only.

Changes and Revisions

Label Affected:	Date:	Revision:	Description:
Single Container	2005MAR21	Field changed from Optional to Required in PDF 417 bar code	Material Handling Code with data identifier 20L is now required in the PDF 417 bar code of the Single Container label.
	2005MAR21	Field changed from Optional to Required in PDF 417 bar code	Eng. Work Order with data identifier 9D is now required in the PDF 417 bar code of the Single Container label.
	2005MAR21	Field changed from Optional to Required in PDF 417 bar code	Container Type with data identifier B is now required in the PDF 417 bar code of the Single Container label.
Master Label	2005MAR21	Field changed from Optional to Required in PDF 417 bar code	Plant/Dock Code with data identifier 21L is now required in the PDF 417 bar code of the Master label.
	2005MAR21	Field changed from Optional to Required in PDF 417 bar code	Material Handling Code with data identifier 20L is now required in the PDF 417 bar code of the Master label.
Mixed Load	2005MAR21	Field changed from Optional to Required in PDF 417 bar code	Plant/Dock Code with data identifier 21L is now required in the PDF 417 bar code of the Mixed Load label.

Single Container (CAMI-A)

FROM: AALSTEC DATA CORP. P.O.B. 43555 REN CEN DETROIT, MI 48243 313.962.7790 MADE IN U.S.A.		TO: TO ADDRESS LINE 1 XXXXXXXXX TO ADDRESS LINE 2 XXXXXXXXX TO ADDRESS LINE 3 XXXXXXXXX TO ADDRESS LINE 4 XXXXXXXXX TO ADDRESS LINE 5 XXXXXXXXX			
PLANT DOCK: AN					
QUANTITY: NEDI56	MATERIAL HANDLING CODE: ANEDI6789	SID ANEDI6789			
PART NO.: NEDI5678		DESCRIPTION: ANEDI6789012345678901234567890 ANEDI6789012345678901234567890			
LICENSE PLATE (1J): 				EWO: CCYMMMD CONTAINER TYPE: AN345 GROSS WEIGHT: N2345 KG	
UN ANEDI6789 A2B4C6D8E					
Supplier Free Area					



Single Container

BLOCK				FIELD	FIELD	FONT			APPLIES TO EDI ONLY					
DATA TITLE	DI	DESCRIPTION	B/C	MAX	TYPE	SIZE	EXAMPLE	2D	EDI	SEG	SPEC PAGE	REF	DEP REF	DEP VALUE
FROM		Ship From: Max 5 Lines of Data, Company Name, Address, Contact Phone/email, Country of Origin i.e. MADE IN / ASSEMBLED IN	N	5L	A/N	10-12			N					
TO		Ship To: Max 5 Lines of Data, Company Name (one line), Address (three lines	N	5L	A/N	10-12			N					
PLANT / DOCK	21L	Identifies Plant and Delivery Dock. Converts 5 CH to 1 CH Plant ID plus 1 CH Dock Code.	N	2CH	A/N	28	21LMN	Y	Y	NAD	53	B	A	ST
										LOC	55	B	A	11
QUANTITY	Q	Quantity, Unit of Measure assumed to be "each" unless mutually defined by CAMI and Supplier. Ref. customer order.	Y	6CH	N	24-28	Q123456	Y	Y	QTY	59	B	A	1
MATERIAL HANDLING CODE	20L	Delivery Location Within Plant	N	9CH	A/N	28-36	20LA6-987	Y	Y	LOC	55	B	A	159
SID	2S	Shipment ID assigned by CAMI, used for uniquely identifying an individual transport unit not to be repeated within 365 days.	Y	9CH	A/N	28-36	2S123456789	Y	Y	RFF	61	B	A	SI
PART #	P	Item Identification code assigned by customer	Y	8CH	A/N	40-44	P12345678	Y	Y	LIN	54	A		
PART DESC		Description of part (two lines)	N	30CH	A/N	12-18			Y	PIA	54	B	7143	PD
LICENSE PLATE	1JUN	License Plate defines supplier DUNS number combined with unique supplier assigned serial number.	Y	18CH	A/N	22-24	1JUN123456789A2B4C6D8E	Y	Y	NAD	52	B	A	SU
ENG. WORK ORDER	9D	Date Structure Mutually Defined CCYYMMDD as Engineering / Manufacturing Date	N	9CH	A/N	12-18		Y	N					
CONTAINER TYPE	B	Specified container number or if not specified use supplier reference such as carton	N	5CH	A/N	12-18	B12345	Y	N					
GROSS WEIGHT	7Q	Gross Weight in rounded kilograms. Uses ANSI MH 10.8.2 qualifier as last two characters to define unit of measure GT.	N	5CH	A/N	12-18	7Q231GT	Y	N					
SUPPLIER AREA		Shall adhere to all guideline set forth in AIAG B-10/16 standard, e.g. Supplier Part Number, (1P)							N					

Note: Font Size shall be as large as practical for information being printed. Data Titles are all the same size 7-9pt. Font shall support slash zero and should be sans serif (without tails, e.g. Helvetica). Symbology Code 128 shall have an 'x' dimension of 0.015". Maximum field lengths = total field characters + DI.

Abbreviation: 2D = 2-Dimensional, A/N = Alpha-Numeric, B/C = Bar Code, CH = Character, DEP = Dependant, DI = Data Identifier, L = Line, N = Number (Field Size Column only), N = No (All Columns except Field Size), O = Optional, SEG = Segment, SID = Shipper's Identifying Number, Y = Yes

Master Label (CAMI-B)

FROM: AALSTEC DATA CORP. P.O.B. 43555 REN CEN DETROIT, MI 48243 313.962.7790 MADE IN U.S.A.		TO: TO ADDRESS LINE 1 XXXXXXXXXXXX TO ADDRESS LINE 2 XXXXXXXXXXXX TO ADDRESS LINE 3 XXXXXXXXXXXX TO ADDRESS LINE 4 XXXXXXXXXXXX TO ADDRESS LINE 5 XXXXXXXXXXXX		MASTER LABEL
		PLANT DOCK: AN		
		MATERIAL HANDLING CODE: ANEDI6789	SID ANEDI6789	
PART NO.: NEDI5678	DESCRIPTION: AN3456789012345678901234567890 AN3456789012345678901234567890			
LICENSE PLATE (6J):  UN ANEDI6789 AN3456789		GROSS WEIGHT: N2345 KG TOTAL QTY: N23456 # PACKS: N2345 QTY/PACK: N23456		
				



Master Label

BLOCK				FIELD	FIELD	FONT				APPLIES TO EDI ONLY				
DATA TITLE	DI	DESCRIPTION	B/C	MAX	TYPE	SIZE	EXAMPLE	2D	EDI	SEG	SPEC PAGE	REF	DEP REF	DEP VALUE
FROM		Ship From: Max 5 Lines of Data, Company Name, Address, Contact Phone/email, Country of Origin i.e. MADE IN / ASSEMBLED IN	N	5L	A/N	10-12			N					
TO		Ship To: Max 5 Lines of Data, Company Name (one line), Address (three lines)	N	5L	A/N	10-12			N					
PLANT / DOCK	21L	Identifies Plant and Delivery Dock. Converts 5 CH to 1 CH Plant ID plus 1 CH Dock Code	N	2CH	A/N	28	21LMN	Y	Y	NAD	53	B	A	ST
										LOC	55	B	A	11
MATERIAL HANDLING CODE	20L	Delivery Location Within Plant	N	9CH	A/N	28-36	20LA6-987	Y	Y	LOC	55	B	A	159
SID	2S	Shipment ID assigned by CAMI, used for uniquely identifying an individual transport unit not to be repeated within 365 days.	Y	9CH	A/N	28-36	2S123456789	Y	Y	RFF	61	B	A	SI
PART #	P	Item Identification code assigned by customer	Y	8CH	A/N	40-44	P12345678	Y	Y	LIN	54	A		
PART DESC		Description of part (two lines)	N	30CH	A/N	12-18			Y	PIA	54	B	7143	PD
LICENSE PLATE	6JUN	License Plate Master defines supplier DUNS number combined with unique supplier assigned serial number.	Y	18CH	A/N	22-24	6JUN123456789A2B4C6D8E	Y	NAD	52	B	A	SU	
								N						
GROSS WEIGHT KG	7Q	Gross Weight in rounded kilograms. Uses ANSI MH 10.8.2 qualifier as last two characters to define unit of measure GT.	N	5CH	A/N	12-18	7Q231GT	Y	N					
TOTAL QUANTITY	7Q	Total quantity in master pack. Uses ANSI MH 10.8.2 suffix of PL.	N	6CH	A/N	12-18	7Q100000PL	Y	N					
# PACKS	7Q	Number of individual packs in the master. Uses ANSI MH 10.8.2 suffix of PK.	N	5CH	A/N	12-18	7Q10PK	Y	N					
QTY / PACK	Q	Quantity Per Pack, Unit of Measure assumed to be "each" unless mutually defined by CAMI and Supplier. Ref. Customer order.	N	6CH	N	28-36	Q123456	Y	N					

Note: Font Size shall be as large as practical for information being printed. Data Titles are all the same size 7-9pt. Font shall support slash zero and should be sans serif (without tails, e.g. Helvetica). Symbology Code 128 shall have an 'x' dimension of 0.015". Maximum field lengths = total field characters + DI.

Abbreviation: 2D = 2-Dimensional, A/N = Alpha-Numeric, B/C = Bar Code, CH = Character, DEP = Dependant, DI = Data Identifier, L = Line, N = Number (Field Size Column only), N = No (All Columns except Field Size), O = Optional, SEG = Segment, SID = Shipper's Identifying Number, Y = Yes

Mixed Label (CAMI-C)

FROM: AALSTEC DATA CORP. P.O.B. 43555 REN CEN DETROIT, MI 48243 313.962.7790 MADE IN U.S.A.		TO: TO ADDRESS LINE 1 XXXXXXXXXXXX TO ADDRESS LINE 2 XXXXXXXXXXXX TO ADDRESS LINE 3 XXXXXXXXXXXX TO ADDRESS LINE 4 XXXXXXXXXXXX TO ADDRESS LINE 5 XXXXXXXXXXXX PLANT DOCK: AN		<h1>MIXED LOAD</h1>			
PART NUMBER N2345678 # PACKS N2345 @	TOTAL QTY N2345 QTY / PACK N234	PART NUMBER N2345678 # PACKS N2345 @	TOTAL QTY N2345 QTY / PACK N234	PART NUMBER N2345678 # PACKS N2345 @	TOTAL QTY N2345 QTY / PACK N234	PART NUMBER N2345678 # PACKS N2345 @	TOTAL QTY N2345 QTY / PACK N234
PART NUMBER N2345678 # PACKS N2345 @	TOTAL QTY N2345 QTY / PACK N234	PART NUMBER N2345678 # PACKS N2345 @	TOTAL QTY N2345 QTY / PACK N234	PART NUMBER N2345678 # PACKS N2345 @	TOTAL QTY N2345 QTY / PACK N234	PART NUMBER N2345678 # PACKS N2345 @	TOTAL QTY N2345 QTY / PACK N234
LICENSE PLATE (5J): 					GROSS WEIGHT: N2345 KG		
UN ANEDI6789 AN3456789					SID ANEDI6789		
							

Mixed Load Label

BLOCK				FIELD	FIELD	FONT				APPLIES TO EDI ONLY				
DATA TITLE	DI	DESCRIPTION	B/C	MAX	TYPE	SIZE	EXAMPLE	2D	EDI	SEG	SPEC PAGE	REF	DEP REF	DEP VALUE
FROM		Ship From: Max 5 Lines of Data, Company Name, Address, Contact Phone/email, Country of Origin i.e. MADE IN / ASSEMBLED IN	N	5L	A/N	10-12			N					
TO		Ship To: Max 5 Lines of Data, Company Name (one line), Address (three lines)	N	5L	A/N	10-12			N					
PLANT / DOCK	21L	Identifies Plant and Delivery Dock. Converts 5 CH to 1 CH Plant ID plus 1 CH Dock Code	N	2CH	A/N	28	21LMN	Y	Y	NAD	53	B	A	ST
										LOC	55	B	A	11
MATERIAL HANDLING CODE	20L	Delivery Location Within Plant	N	9CH	A/N	28-36	20LA6-987	O	Y	LOC	55	B	A	159
SID	2S	Shipment ID assigned by CAMI, used for uniquely identifying an individual transport unit not to be repeated within 365 days.	Y	9CH	A/N	28-36	2S123456789	Y	Y	RFF	61	B	A	SI
PART #	P	Item Identification code assigned by customer	Y	8CH	A/N	8-12	P12345678	Y	Y	LIN	54	A		
TOTAL QUANTITY	7Q	Total quantity of part in pack. Uses ANSI MH 10.8.2 suffix of PL.	N	6CH	A/N	8-12	7Q100000PL	Y	N					
# PACKS	7Q	Number of individual packs of the part. Uses ANSI MH 10.8.2 suffix of PK.	N	5CH	A/N	8-12	7Q10PK	Y	N					
QTY / PACK	Q	Quantity Per Pack, Unit of Measure assumed to be "each" unless mutually defined by CAMI and Supplier. Ref. Customer order.	N	6CH	N	8-12	Q123456	Y	N					
LICENSE PLATE	5JUN	License Plate Mixed defines supplier DUNS number combined with unique supplier assigned serial number.	Y	18CH	A/N	22-24	5JUN123456789A2B4C6D8E	Y	Y	NAD	52	B	A	SU
									N					
GROSS WEIGHT KG	7Q	Gross Weight in rounded kilograms. Uses ANSI MH 10.8.2 qualifier as last two characters to define unit of measure GT.	N	5CH	A/N	12-18	7Q231GT	Y	N					
<p>Note: Font Size shall be as large as practical for information being printed. Data Titles are all the same size 7-9pt. Font shall support slash zero and should be sans serif (without tails, e.g. Helvetica). Symbology Code 128 shall have an 'x' dimension of 0.015". Maximum field lengths = total field characters + DI.</p>														
<p>Abbreviation: 2D = 2-Dimensional, A/N = Alpha-Numeric, B/C = Bar Code, CH = Character, DEP = Dependant, DI = Data Identifier, L = Line, N = Number (Field Size Column only), N = No (All Columns except Field Size), O = Optional, SEG = Segment, SID = Shipper's Identifying Number, Y = Yes</p>														

SID Schema

The SID number is system generated by CAMI, and transmitted via edi to the supplier. Example of a SID No:

1610127MJ
RMDDHHRPR

- 1 - Random number to support unique SID for every delivery
- 6 - Month (Oct. is A, Nov. B and Dec. C).
- 10 - Date
- 12 - Hour of delivery on a 24hour clock basis
- 7 - Random number also to help support unique numbers
- M - Plant (CAMI has 2 sides of the plant M & J)
- J - Receiving area - dock location for delivery

All docks are alpha characters with CAMI using A, B, C, H, J, K, L, M, N, and P. All suppliers for consignment, use other dock codes e.g. D, E, F etc. Part delivery. (Parts that CAMI owns but ships to suppliers to sub assemble)

<u>AUTHORIZATION</u> CAMI PURCHASING	<u>ISSUE DATE</u> 21MAR2005	<u>VERSION-RELEASE</u> 2004-06	<u>SPECIFICATION ID</u> CAMI TRANSPORT LABEL GUIDELINE	PAGE 9 / 9
--	---------------------------------------	--	---	-------------------